

Golden Mobility Products Give You

the ***Freedom***
to Travel

and the ***Power***
to Explore



Discover Golden's Full Line
of Mobility Scooters &
Power Wheelchairs Featuring
Compact Folding Models,
Smartphone-Controlled,
and a Complete Selection of
Innovative Driving Solutions





Power Wheelchair

Enjoy Tight Turns & Total Control!

The NEW Golden Buzzaround CarryOn®
Power Wheelchair is the
LIGHTEST Center Wheel Drive
Power Chair with the
TIGHTEST Turning Radius IN ITS CLASS!

It's **ULTRA-COMPACT,**
FOLDS to a SLIM 10" with the
BASE WEIGHING ONLY 46 LBS.!
(without seat & battery)



The Buzzaround CarryOn® Power Wheelchair

Adventure awaits with the **NEW GOLDEN BUZZAROUND CARRYON®** folding power wheelchair—your ultimate travel companion.

With a compact 21" turning radius and center wheel drive, it offers exceptional maneuverability. Assembly is a breeze with our exclusive **PowerLink™ seat connection**. The airline-friendly 12.5 AH lithium-ion battery is easily removable for air, sea, or train travel. Weighing just 46 lbs. (without seat & battery) and folding to a slim 10" height, it's perfect for storage in tight spaces. Enjoy a smooth ride indoors and out, thanks to the independent 4-wheel suspension and springless articulating chassis.



Base weighs 46 lbs.
(without seat
& battery)

BUZZAROUND CARRYON® POWER WHEELCHAIR FEATURES:

- 300 lb. weight capacity
- Slim 10" height when folded (without seat)
- Up to 12.5 mile range
- 21" turning radius
- Springless articulating chassis
- Center wheel drive for optimal control & maneuverability
- Independent 4-wheel suspension
- USB port
- Front & rear lights
- Width adjustable armrests (2" wider)
- Textured soft touch armrests
- Angle adjustable foot plate with travel handle
- Easy access, airline-friendly, 12.5 AH lithium-ion battery with travel case
- Exclusive PowerLink™ seat connection for easy assembly/disassembly
- Removable storage basket
- Easily interchangeable color shrouds

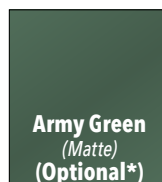
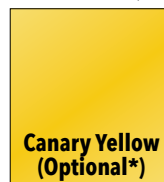
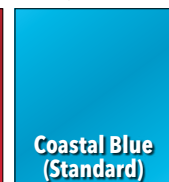
**BUZZ
AROUND**
CarryOn
Power Wheelchair



**PowerLink™
Seat Connection**

GP130

GP130 Color Shrouds (Comes with red installed and blue included.)



*Upcharge applies.

CARRYON
Power
Wheelchair



Scan for video.

Scooter

BUZZ
AROUND
CarryOn[®]
Scooter

Forbes
HEALTH

NAMES THE
BUZZAROUND
CARRYON[®] SCOOTER
AMONG THE BEST
LIGHTWEIGHT
MOBILITY
SCOOTERS!



The Buzzaround CarryOn® Scooter

The **GOLDEN BUZZAROUND CARRYON® FOLDABLE SCOOTER** is small in stature and big on fun! This super portable, foldable, sporty new scooter folds to only 12" high, making it perfect for travel and cruising. It disassembles easily into two pieces and is designed to store in the smallest compartments. Pack your dreams and go anywhere with the CarryOn!

CARRYON
Scooter



Scan for video.



BUZZ
AROUND
CarryOn®

BUZZAROUND CARRYON® SCOOTER FEATURES:

- 300 lb. weight capacity
- Designed for minimal storage space
- 4-point carry handles for easy transport
- 12" height when folded (*without seat*)
- 4" ground clearance
- 300 lb. weight capacity
- Flip up armrests
- Infinitely adjustable tiller
- Front & rear LED light package
- USB port & water bottle holder on tiller
- Disassembles easily
- Long range coverage up to 14 miles
- Easy access, airline friendly, 12.5 AH lithium-ion battery standard
- Kickstand with rear spare battery basket
- Optional travel bag



*Convenient
kickstand for small
space storage.*



*Optional spare
battery storage
in rear basket.*



GB120

NEW! Optional GB120 Travel Bag*



GB120 Color Shrouds (Comes with red installed and blue included.)

Velvet Red (Standard)	Coastal Blue (Standard)	Crisp White (Optional*)	Canary Yellow (Optional*)	Stone Grey (Optional*)	Desert Tan (Optional*)	Orchid Pink (Optional*)	Army Green (Matte) (Optional*)

*Upcharge
applies.

The Buzzaround LX™

The **GOLDEN BUZZAROUND LX™** is a full-size scooter offering comfort and the convenience of true portability to take you where you want to go in style!

BUZZAROUND LX FEATURES:

- Stylish, foldable, quilted high back seat with armrests
- 375 lb. weight capacity
- Infinitely adjustable tiller with EZ reach adjustment lever
- Up to 18 mile range with two U1 batteries
- Ample foot room
- USB charging port
- Comfort spring suspension for a smoother ride
- Cell phone holder

BUZZAROUND LX DISASSEMBLED

GB149 4-wheel model shown.



GB119 & GB149 Color Shrouds

Velvet Red (Standard)	Coastal Blue (Standard)	Crisp White (Optional*)	Canary Yellow (Optional*)
Stone Grey (Optional*)	Desert Tan (Optional*)	Orchid Pink (Optional*)	Army Green (Matte) (Optional*)

*Upcharge applies.



GB119



GB149

The Buzzaround EX™

The **GOLDEN BUZZAROUND EX™** Extreme Scooter features the portability and easy disassembly of a lightweight scooter with the amazing benefits of a full-size scooter.

BUZZ EX



Scan for video.

BUZZAROUND EX FEATURES:

- 350 lb. weight capacity
- Operating range up to 18 miles per charge
- 4" ground clearance
- 2-U1 batteries for maximum range
- Ultrabright LED headlight and taillight
- Comfort spring suspension for a smoother ride
- Cell phone holder

BUZZAROUND LX & EX OPTIONS



Y CABLE BATTERY CHARGING HARNESS

The Y Cable Charging Harness conveniently connects directly from the electrical outlet to each battery box.



BATTERY DOCKING STATION

The Battery Docking Station is portable and connects to charge the U1 batteries. Perfect for charging batteries off the scooter, especially when visiting family or friends, or at a vacation destination. Enjoy being on the go!



BUMPER CONVERSION KIT

For easy vertical storage. Can be ordered as a KIT or pre-installed on models GB118, GB148, GB119 & GB149.



GB118



GB148



GB118 & GB148 Color Shrouds

Velvet Red (Standard)	Coastal Blue (Standard)	Crisp White (Optional*)	Canary Yellow (Optional*)	Stone Grey (Optional*)	Desert Tan (Optional*)	Orchid Pink (Optional*)	Army Green (Matte) (Optional*)

*Upcharge applies.



BUZZAROUND XLTM HD

BUZZAROUND XL & XLSD
NOW AVAILABLE
IN 8 VIBRANT COLORS!



 **GOLDEN**
★★★★★

Jeannie D. | Google Review

"I absolutely love my Golden scooter because it comes apart into 5 pieces that fits easily into my little car's trunk. That gives me the freedom to be able to go EVERYWHERE! My scooter is a much-needed medical device that has thankfully given me back my life. I am eternally grateful that I have it."

Upgrade with NEW XR Extended Range
22 AH Battery Option!*

The Buzzaround XL™ & XLSHD™

The **GOLDEN BUZZAROUND XL™** and heavy-duty **GOLDEN BUZZAROUND XLSHD™** are compact travel scooters that offer improved drivability and standard features to make your riding experience better than ever. Scooters disassemble in seconds with just four easy steps making transporting from one destination to another a breeze!

BUZZ XLSHD



Scan for video.

BUZZAROUND XL FEATURES:

- 300 lb. weight capacity
- Operating range up to 10 miles on one charge
- Stylish, contoured stadium style seat
- Easy-to-grip tiller adjustment knob
- 12 Amp batteries standard
- 3.5-inch ground clearance
- Angle adjustable front LED headlight
- USB port on the wraparound delta tiller
- Phone & cup holders
- Quick & easy disassembly
- Classic silver wheels



GB121-STD

**BUZZXL
AROUNDXL™**



GB124-STD

BUZZAROUND XLSHD FEATURES:

- 325 lb. weight capacity
- Adjustable comfort spring suspension for a smoother ride
- Manually adjustable rear suspension
- Operating range up to 9 miles on one charge
- 12 AH batteries standard
- 4-inch ground clearance
- Angle adjustable front LED headlight
- USB port on the wraparound delta tiller
- Phone & cup holders
- Quick & easy disassembly
- Sporty black wheels



GB121-SHZ

**BUZZXL
AROUNDXL™
HD**



GB124-SHZ

Upgrade with XR Extended Range 22 AH Battery Option!

Packaged separately as an accessory, but ships with unit.

GB121 & GB124 Color Shrouds

**Velvet Red
(Standard)**

**Coastal Blue
(Standard)**

**Crisp White
(Optional*)**

**Canary Yellow
(Optional*)**

**Stone Grey
(Optional*)**

**Desert Tan
(Optional*)**

**Orchid Pink
(Optional*)**

**Army Green
(Matte)
(Optional*)**

**Upcharge applies.*

The Buzzaround LT™

The **GOLDEN BUZZAROUND LT™** scooter is the smallest, lightest, and most portable Buzzaround scooter to get you where you want to go. Offered in both 3- and 4-wheel models, this sporty design features a lightweight, stadium style seat and increased foot room. The new Buzz LT also has a new hard plastic rugged basket and scratch resistant color shrouds. Enjoy its indoor maneuverability and smooth outdoor ride.

BUZZAROUND LT FEATURES:

- 300 lb. weight capacity
- Operating range up to 7 miles on one charge
- Lightweight, stadium style seat
- 2-12 Amp batteries standard
- 2.5-inch ground clearance
- Quick & Easy Disassembly
- Front mounted, index finger throttle
- Tiller mounted charging port
- Height adjustable swivel seat with width adjustable, flip-up armrests

BUZZAROUND LT DISASSEMBLED

GB107 3-wheel model shown.



1.5 lbs.

17.5 lbs.

20.5 lbs.

13.5 lbs.

3-wheel - 28 lbs.
4-wheel - 34 lbs.



GB107



GB108

GB107 & GB108 Color Shrouds

Red
(Standard)

Scratch Resistant!

The Companion™

The **NEXT GENERATION GOLDEN COMPANION** is a sleek, high-performance scooter designed for both indoor and outdoor adventures! With top-notch stability, maneuverability, and spacious leg and foot room, it ensures a reliable full-time experience.

COMPANION



Scan for video.

COMPANION FEATURES:

- Sporty tiller design with two convenient drink holders
- Water-resistant buttons on control panel
- Luxurious high back stadium seat with quilted diamond stitch
- USB charging port
- Larger optional battery size for increased range on GC340 & GC440
- Front & rear suspension on GC340 & GC440
- Adjustable rear suspension on the GC540
- Infinitely adjustable tiller

GOLDEN Companion™



GC240
350 lbs.

GOLDEN Companion™



GC340
400 lbs.

GOLDEN Companion™ HD



GC540
500 lbs.

GOLDEN Companion™



GC440
400 lbs.



Red or Blue or Grey - Customer's Choice!



Crimson Red



Azure Blue



Galactic Grey
GC340, GC440
& GC540

All Companions
have suspension
for a smooth ride!
*Adjustable rear suspension
only on GC540.

The Avenger™

The **GOLDEN AVENGER™** is the best rugged, heavy duty scooter when you want to tackle the great outdoors. It features oversized tires with sporty mag wheels, a full-size captain's seat for all day riding comfort, and an impressive operating range of up to 18 miles.

AVENGER FEATURES:

- 500 lb. weight capacity
- Adjustable tiller for riding comfort
- Deluxe, reclining high back captain's seat
- 13" oversized, solid front and rear tires
- Adjustable front headlight and four-way flashers
- Large front cargo basket standard
- 2-NF22 batteries standard
- Up to 18-mile operating range per charge
- 4" ground clearance



GA541 Colors - Customers Choice!



Red



Silver



GA541

The Eagle™

The **GOLDEN EAGLE™** is THE ultimate outdoor driving experience. In a class all its own, the Eagle's stylish yet rugged design is built for high performance and maneuverability with front and rear suspension for smoothly traversing outdoor terrain and a powerful 140 Amp controller for outstanding climbing ability.

EAGLE FEATURES:

- 500 lb. weight capacity
- Bluetooth audio sound system located in the tiller
- Cell phone holder
- USB charger
- Bottle holder behind tiller
- Full LED lighting package with blinkers
- Rearview mirrors
- Gas pneumatic adjustable tiller
- Luxury high-back Captain's swivel seat
- Lockable, water-resistant storage compartment standard
- 13" pneumatic tires
- Up to 23-mile operating range per charge
- 2-NF22 batteries standard
- Optional 75 AH batteries (up to 32-mile range)
- 5" ground clearance

**GOLDEN
EAGLE**



GR595



USB Charging Port
& Volume Control



Rear, Lockable Storage
Compartment



Dashboard, Mirror
& Cell Phone Holder

GR595 Colors - Customer's Choice!



Crimson Red



Stone Grey



Desert Tan



Large View of Rear
Water-resistant Storage
Compartment



The LiteRider®

The **GOLDEN LITERIDER®** scooter offers a uniquely modern yet rugged-metal tubular design that can be easily cleaned and comes equipped with two cargo baskets for lots of storage as you enjoy a day outdoors.

LITERIDER FEATURES:

- 300 lb. weight capacity
- Wraparound delta tiller standard
- Easy to read control panel with backlit battery gauge
- Two storage baskets standard
- Comfortable stadium style seat standard
- Adjustable armrests
- Optional 20" x 18" stadium style seat
- 2-22 AH batteries for increased operating range up to 12 miles
- Completely wireless disassembly
- 9" front and rear tires
- New ultrabright LED adjustable headlight and rugged plastic basket standard

LITERIDER DISASSEMBLED:

GL141 4-wheel model shown.



Red or Blue - Customer's Choice!



LiteRider[®] GOLDEN



GL111

LiteRider[®] GOLDEN



GL141

The LiteRider Envy®

The portable LiteRider Envy's design makes our power wheelchairs the easiest to transport!

The **GOLDEN LITERIDER ENVY®** power wheelchair is both stylish and durable with a tubular design that is unique to the Golden LiteRider family! It features a large adjustable footplate and an impressive turning radius of 28.5", making it perfect for indoor or outdoor use.

ENVY



Scan for video.

LITERIDER ENVY FEATURES:

- 300 lb. weight capacity
- Dynamic LiNX controller
- Lightweight & convenient
- Operating range up to 15.5 miles
- 28.5" turning radius
- 22 AH battery for all-day range
- Premium 17" seat option
- Disassembles into 4 pieces
- Convenient off board charger for on the go
- Larger foot plate
- Available in 6 vibrant colors

LITERIDER ENVY DISASSEMBLED:



GP162 Colors - Customer's Choice!



LiteRider®
GOLDEN
ENVY

NEW
High Back
Stadium Seat with
Quilted Diamond
Stitch



Shown with high back
premium seat option.

The Stride

The **GOLDEN STRIDE™** folding power wheelchair is lightweight, portable and features a sleek two-tone grey and black seat with a removable cushion and tall back to ensure long-lasting comfort on the go.

Crafted with a **durable aluminum frame**, the Stride easily fits into the trunk of your car, making it ideal for road trips, cruises, and flights. It's well-designed joystick provides effortless navigation, whether you're driving toward a dining table or maneuvering through tight spaces. Powered by an airline-approved battery, it delivers up to 9.3 miles of range and convenient offboard charging. When it's time to move, the Stride folds effortlessly for easy transport.

STRIDE




Scan for video.

STRIDE FEATURES:

- 300 lb. weight capacity
- Weighs as light as 52.6 lbs*
(*Excludes removable battery, joystick, cushion & bag.)
- Aluminum frame
- Operating range up to 9.3 miles
- Comfort spring suspension
- 23.6" turning radius
- Convenient under-seat storage & back seat pocket
- USB charging port
- Airline-approved 10 AH lithium-ion battery
- Easy one-step folding
- Stands on end for easy storage



GP301 Color



Black



**ONLY
52.6 lbs.*
to carry,
but holds up to
300 lbs.!**

**FOLD
& STOW**

Compact Dimensions
42.5" x 24.4"
x 15.7"



GP301

The Cricket™

CRICKET




Scan for video.

The **GOLDEN CRICKET™** folding power wheelchair is stylish, agile, and extremely portable.

Crafted with an incredibly strong yet lightweight **100% carbon fiber frame**, the Cricket weighs as light as 33 lbs.*, making travel a breeze! The slim sporty design is perfect for navigating indoors and out while sightseeing, shopping or dining.

CRICKET FEATURES:

- 300 lb. weight capacity
- Weighs as light as 33 lbs.*
(*Excludes removable battery, joystick, cushion and bag.)
- Removable seat cushion
- Storage bag underneath seat
- Flip up arm rests
- Joystick controller
- 22" turning radius
- Maximum speed of 3.7 mph
- Operating Range up to 9.3 miles
- Airline-approved 12 AH lithium-ion batteries
- Convenient offboard charging
- Stands on end for easy storage
- Folds effortlessly
- Travel bag standard



**FOLD
& STOW**
Compact Dimensions
30.2" x 22.25"
x 14"

**ONLY
33 lbs.***
to carry,
but holds up to
300 lbs.!

**GOLDEN
CRICKET™**



Padded,
Removable Seat



USB Charging Port



Flip-up Armrests

GP302 Color



Carbon Fiber



GP302

Embrace a New Era of Mobility

The **GOLDEN ALLY™** is our newest power wheelchair with a smart control mobile app! It's foldable, portable and boasts modern features and accessories making it your perfect travel partner!

OPTIONAL ALLY ACCESSORIES:



Extendable Headrest



Cup/Phone Holder



Heated Seat Control



Wireless Remote



The Golden Ally™*

All models of the **GOLDEN ALLY™** combine the strength of a traditional power wheelchair with foldable lightweight portability. Its tight turning radius makes indoor navigation easy, while large pneumatic rear drive wheels ensure a smooth outdoor ride. Enjoy comfortable seating and foot positions without the usual travel chair compromises. With a long-lasting battery, user-friendly interface, and **Smart Control Mobile App**, the Ally lets you navigate any environment effortlessly. Move confidently with the Ally – your perfect travel partner.

ALL ALLY'S FEATURE:

- System monitoring voice alerts
- A & C USB ports
- Airline-friendly lithium-ion battery
- Spacious leg & foot area
- Ergonomic comfort with adjustable recline backrest
- Front & rear lighting
- Remote control using mobile app or optional wireless remote
- Fold easily and stand on side for compact storage



*Ally models are not available in Canada.
(GP303, GP304 & GP305)



GP303

GP303 ALLY FEATURES:

- 330 lb. capacity
- 28.5" turning radius
- Operating range up to 9 miles
- 49.5 lb. weight without battery
- Easy-to-reach storage compartment
- Removable memory foam seat cushion
- Leather stitched flip-up armrests
- Waterproof backpack

GP303 Ally Colors - Customer's Choice!



GP304

GP304 ALLY PRO FEATURES:

- 330 lb. capacity
- 37" turning radius
- Operating range up to 13 miles
- 69.6 lb. weight without battery
- Easy-to-reach storage compartment
- Omni-directional wheels
- Front suspension
- Adjustable width arm rests
- Adjustable recline seat
- Adjustable length footplate
- Removable memory foam seat cushion
- Leather stitched padded lip-up armrests
- Water resistant backpack

GP304 Ally Pro Colors - Customer's Choice!



Visit App Store
for Remote Control



Scan for video.



GP305

GP305 ALLY SPORT FEATURES:

- 265 lb. capacity
- 30" turning radius
- Operating range up to 9.5 miles
- 87.5 lb. weight without battery
- Omni-directional wheels
- Front suspension
- One-touch power folding
- High-tech styling

GP305 Ally Sport Colors - Customer's Choice!



**NEW
MODELS!**

The Compass™

Experience Constant Contact

The **GOLDEN COMPASS™** models provide superior forward stability making them the safest power wheelchairs to mount or dismount. Thanks to the springless, articulating chassis, the Compass offers the best stability and no tipping! This unique suspension system keeps all six wheels on the ground simultaneously, eliminating the rocking sensation when traversing inclines, giving all Compass models unparalleled curb and threshold climbing ability. No other power base can match the constant wheel-to-ground contact of a Compass!

COMPASS SPORT FEATURES:

- Springless, articulating chassis
- 300 lb. weight capacity
- Operating range up to 24 miles
- 24" turning radius
- Dynamic LiNX controller
- EZ Lock compatible
- Scratch resistant plastic color shrouds
- Larger footplate
- Non-marking, flat free tires
- Foldable, adjustable high-back seat
- Adjustable armrests
- 2-U1 batteries standard
- Up to 24-mile operating range
- Optional 50 AH batteries for up to 34-mile operating range

COMPASS HD FEATURES:

- Springless, articulating chassis
- 450 lb. weight capacity
- Operating range up to 21 miles
- 20" turning radius
- Four post seat mount with slide seat bracket allows for adjustable seat pitch
- 75 Amp controller standard
- Non-marking, flat free tires
- Foldable, adjustable high-back seat
- Adjustable armrests
- 2-NF22 batteries standard
- Up to 12-mile operating range

Red or Blue - Customers Choice!



GP605



GP620

The BuzzAbout™

The **GOLDEN BUZZABOUT™** is a full-time luxury power wheelchair that is perfect for travel, in a class all its own in our popular BuzzAround series of mobility products. The BuzzAbout offers excellent performance and maneuverability indoors and out for your active lifestyle!

BUZZABOUT FEATURES:

- 300 lb. weight capacity
- Stylish captain's seat with contoured support
- Motion sensing LED running lights on footplate & rear handle when joystick is moved
- Quick & easy disassembly into four pieces for transport
- Offboard charging capability
- Dynamic LiNX Controller
- 28.5" turning radius
- Operating range up to 11 miles



**Unique Motion Sensing LED Light
on Footplate & Rear Handle!**

GP164 Color



Red



GP164

A MESSAGE FROM RICH GOLDEN, CEO



*Rich Golden pictured with his children, third generation Golden Team Members!
Pictured left to right: Rich Jr., Alyssa, Rich & Mike.*

Golden is known for comfort, quality and innovation. Founded in 1985, we manufacture mobility products that push the boundaries of expectation, providing extremely comfortable, highly dependable scooters and power wheelchairs with superior designs to last for years to come.

Through our products, we help provide people who have mobility issues an avenue to pursue their own independence allowing them to live their best lives and find happiness. Our scooters and power wheelchairs offer excellent maneuverability and performance to get you where you want to go in comfort and style. Explore our line of mobility products and choose the one that's perfect for you! Plus, all models are backed by the best warranties in the industry!

We are proud to manufacture America's favorite scooters and power wheelchairs - for your family, and ours.

A handwritten signature in black ink, reading "Rich Golden".

OUR VISION...

*To build the most innovative and comfortable products
that put you and your family's lives in motion.*

TRAVEL LIGHTER

with our most popular TRAVEL CASE
accessory, featuring:

- Stylish, curved outer shell
- Durable construction
- Black mesh partition
- Adjustable buckle
- Measures 13.77" W x 3.14" H x 9.84" D
- Fits any Golden Scooter or Power Wheelchair



Mobility Accessories

Seat Belts Are Available in 2 Sizes for Added Safety!

60" or 78" Seat Belts fit all Golden Scooter & Power Wheelchair Models



Cane Holder




GB120 Cane Holder



Safety Flag

(Included with most models.)



Y Cable Charging Harness



Crutch Holder



Scooter & Power
Wheelchair Cover



Oxygen Tank Holder



Walker Holder



Cup Holder



Quad Cane Holder



Rear Basket



Power Elevating Seat*



Travel Case



Cell Phone Holder



Pack'n'Go Armbag



Rear View Mirror

*Only available on Companion models.

SPECIFICATIONS

Item	Description	Length	Width	Front Tire	Rear Tire	Center Tire	Casters	Weight Capacity (lbs.)	Maximum Speed (mph)	Ground Clearance	Operating Range ¹ (miles)	Turning Radius	Batteries (2 unless noted)	Weight w/ Batteries	Front Half Weight	Rear Half Weight	Seat Weight w/ Arms	Heaviest Piece	Base Weight
GB119	Buzz LX (3-wheel)	45"	22"	9"	9"	N/A	N/A	375	5	4"	18	40.5"	U1	168	50	36	32	50	N/A
GB149	Buzz LX (4-wheel)	44"	22"	9"	9"	N/A	N/A	375	5	4"	18	54"	U1	174	57	36	32	57	N/A
GB118	Buzz EX (3-wheel)	45"	22"	9"	9"	N/A	N/A	350	5	4"	18	42"	U1	154	46	36	23	46	N/A
GB148	Buzz EX (4-wheel)	44"	22"	9"	9"	N/A	N/A	350	5	4"	18	56"	U1	161	53	36	23	53	N/A
GB121-STD	Buzz XL (3-wheel)	41"	20"	7.5"	8"	N/A	N/A	300	4	3.5"	10	37.5"	12 AH*	93	32	24	21	32	N/A
GB124-STD	Buzz XL (4-wheel)	40"	20"	7.5"	8"	N/A	N/A	300	4	3.5"	10	45.5"	12 AH*	98	37	24	21	37	N/A
GB121-SHZ	Buzz XLSHD (3-wheel)	41"	20"	7.5"	8"	N/A	N/A	325	4	4"	9	37.5"	12 AH*	100	35	28	21	35	N/A
GB124-SHZ	Buzz XLSHD (4-wheel)	40"	20"	7.5"	8"	N/A	N/A	325	4	4"	9	44"	12 AH*	105	40	28	21	40	N/A
GB107	Buzz LT (3-wheel)	41.74"	19-21"	8"	8"	N/A	N/A	300	4	2.5"	7	39"	12 AH	80	28	20.5	13.5	28	N/A
GB108	Buzz LT (4-wheel)	44"	19-21"	8"	8"	N/A	N/A	300	4	2.5"	7	48"	12 AH	86	34	20.5	13.5	34	N/A
GB120	Buzz CarryOn Scooter	38"	19.5"	6"	7"	N/A	N/A	300	3.6	4"	18	48.75"	12 AH	65.5	47.5	N/A	12	47.5	N/A
GP130	Buzz CarryOn Power Wheelchair	38"	24"	N/A	N/A	7.75"	5.5"	300	3.85	2"	12.5	21"	12.5 AH	74	N/A	N/A	22	46	46
GL111	LiteRider (3-wheel)	41.5"	22"	9"	9"	N/A	N/A	300	5	3.75"	12	39"	22 AH	125	44	28	21	44	N/A
GL141	LiteRider (4-wheel)	43.25"	22"	9"	9"	N/A	N/A	300	5	3.75"	12.5	48"	22 AH	133	52	28	21	52	N/A
GC240	Companion (3-wheel)	42.25"	24"	9"	10.75"	N/A	N/A	350	5	3.75"	15	37"	U1	171	45	48	26	50	N/A
GC340	Companion (3-wheel)	46"	24.5"	9"	10.75"	N/A	N/A	400	5	4.5"	19	45"	U1*	207	56	48	26	57	N/A
GC440	Companion (4-wheel)	48"	24.5"	10.75"	10.75"	N/A	N/A	400	5	4.5"	19	56"	U1*	222	74	48	26	67.5	N/A
GC540	Companion HD (3-wheel)	48"	26"	10.25"	10.75"	N/A	N/A	500	6	3.75"	16	51"	NF22	225.5	N/A	N/A	50	101.5	N/A
GA541	Avenger	57.5"	24.5"	13"	13"	N/A	N/A	500	7	4"	18 ²	67"	NF22	265	68	68	55	68	N/A
GR595	Eagle	56.5"	27"	13"	13"	N/A	N/A	500	8	5"	23	69"	NF22*	302.5	N/A	N/A	49.5	179	239
GP301	Stride	42.5"	24.4"	8"	12"	N/A	N/A	300	3.7	1.6"	9.3	23.6"	10 AH	58	N/A	N/A	N/A	52.6	N/A
GP302	Cricket	36.6"	22.25"	N/A	8.5"	N/A	7"	300	3.7	2.6"	9.3	22"	12 AH	39.3	N/A	N/A	N/A	33.2	N/A
GP303	Ally	41"	24.5"	N/A	10"	N/A	6"	330	5	2.5"	9	28.5"	12 AH	56	N/A	N/A	N/A	49.5	N/A
GP304	Ally Pro	39"	25"	N/A	10"	N/A	10"	330	5	2.5"	13	37"	12 AH	75	N/A	N/A	N/A	69.6	N/A
GP305	Ally Sport	42"	25"	N/A	10"	N/A	10"	265	4	2.5"	9.5	30"	10 AH	92	N/A	N/A	N/A	87.5	N/A
GP162	LiteRider Envy	36"	22.5"	N/A	9"	N/A	6"	300	3.5	2.5"	15.5	28.5"	22 AH	123	37	36	23	37	N/A
GP164	BuzzAbout	36"	23"	N/A	9"	N/A	6"	300	4	2.5"	11	28.5"	22 AH	124	29	33	34	34	N/A
GP605	Compass Sport	39.5"	24"	N/A	N/A	10"	6"	300	4	3.25"	24	24"	U1*	179	N/A	N/A	40	97	97
GP620	Compass HD	40"	25"	N/A	N/A	10"	6"	450	4	3.5"	21 ²	20"	NF22*	226	N/A	N/A	51	101	101

¹. Battery range at 200 lbs., and will vary due to rider weight, drive surface, terrain and battery type.

². Battery range at maximum weight capacity, and will vary due to rider weight, drive surface, terrain and battery type.

* Optional battery upgrade available.

Brakes: All Golden Technologies scooters come standard with Dynamic/Electromechanical braking systems.

Rear wheel drive: All Golden Technologies scooters come standard with a sealed transaxle, 24 volt motor.

Note: Literature is current at time of printing. Golden Technologies reserves the right to make changes to the product or literature at any time.

FDA Class II Medical Devices designed by Golden Technologies are intended to assist persons with physical disabilities.



www.goldentech.com

Scan to view our brochure as a digital flip book!



LIT-BR-MOB, Rev. A 0425