

America's #1 Lift Chair Brand

GOLDEN
Cloud+™

Available with **NEW Nirvana™**
Swedish Air Massage with
HeatWave™ Technology!



NIRVANA™
SWEDISH MASSAGE

The Cloud+

PR511

Shown in Brisa® Coffee Bean
with Optional Audio Torch Accessory



POSITIONING YOU FOR LIFE

All Golden lift chairs are Class II Medical Devices.



Rich Golden pictured with his children, third generation Golden Team Members! Pictured left to right: Rich Jr., Alyssa, Rich & Mike.

A MESSAGE FROM RICH GOLDEN, CEO

Since 1985, we have produced power lift and reclining chairs that push the boundaries of expectation. My father, Robert Golden, Sr. and his friend, Fred Kiwak, had a shared vision to build the most advanced, comprehensive, and comfortable chairs ever created to serve the medical market with a mission to "Build It Right The First Time," a commitment that still holds true today.

Learn about our patented positioning options and seating technology to understand why you will have the best comfort experience of your life! MaxiComfort® Positioning created the original Zero Gravity lift recliner. Our Twilight Tilt Technology was the first to offer the ability to elevate your legs above the heart while evenly distributing bodyweight between the seat and back.

Golden is the only lift chair manufacturer to offer a Straight Lift option designed to allow for other safe transfer options with the aid of a caregiver by lifting straight up instead of tilting forward when getting in and out of the chair. Plus, our SmartTek® Diagnostic System, standard on all Golden recliners, uses LED lights to help diagnose the electrical health of the chair.

We are proud to manufacture America's favorite power lift recliners - for your family, and ours.

Scan to
learn more
about Golden



Golden Quality

GOLDEN'S POWER LIFT RECLINERS ARE AMERICA'S #1 BRAND!

1 STRONGEST IN THE INDUSTRY

- Northern maple or a blend of furniture grade hardwood frame on all stress points
- Double doweled at stress points
- Reinforced mitre blocks
- Stapled and glued

2 SUPER SUPPORTIVE

- Hand-blown, overstuffed, conjugated microfiber dacron fill

3 POCKETED COIL SEATING

(Standard on most models.)

4 LONG LASTING SEAT SPRINGS

- 5 standard, 8-gauge springs

5 STRONG & LONG LASTING

- 9-gauge steel scissor mechanism

6 STABILITY & SUPPORT

- Adjustable anti-skid feet, rear landing legs*

(*Available on select models.)



OUR VISION...

To build the most innovative and comfortable products that put you and your family's lives in motion.

All Golden lift chairs are Class II Medical Devices.

Golden Comfort

Golden's patented "Comfort Zones" have revolutionized how consumers think about comfort positioning. These are exclusive, adjustable and supportive zones to offer a stress-free recline experience. Take a test drive and feel how you'll increase your body's wellness and optimize the feeling of comfort.



Zone 1 helps provide ergonomic relief to the muscles and joints in your lower body with the four-way motion of the seat and adjustable footrest.



Zone 2 allows stress and strain to be released from your upper body by adjusting the backrest to suit your needs. This combined with Zone 1 creates our PATENTED MaxiComfort® Positioning.



Zone 3 helps relieve strain or tension with an adjustable headrest that supports the natural positioning of your neck, shoulders and spine.



Zone 4 offers adjustable lumbar support to help take pressure off your spine while giving your lower back muscles a chance to rest and rejuvenate.



Zone 5 helps to encourage circulation, release muscle tension and alleviate joint pain with the first-of-its-kind, PATENTED Twilight Tilt Technology. Experience unparalleled comfort and a sensation of weightlessness like never before!

Comfort Zone™
by GOLDEN

FDA Class II Medical Devices designed by Golden Technologies are intended to assist persons with physical disabilities.

Scan to learn
more about
Comfort Zones!



Golden Innovation

Golden holds multiple **PATENTS** on our technology, allowing us to offer an **EXCLUSIVE** comfort experience.



THE ORIGINAL Lift Chair with PATENTED MaxiComfort® Positioning



The ORIGINAL Lift Chair with PATENTED Twilight Tilt Technology



The ONLY Lift Chair with PATENTED SmartTek® Diagnostic System
(Standard on all models.)



The ONLY Lift Chair with Straight Lift Option for Safe Transfer
(Standard on all models.)



Elevate Your Wellness & Comfort

WITH **NIRVANA™ SWEDISH AIR MASSAGE**
WITH **HEATWAVE™ FULL-BODY FAR INFRARED THERAPY**

EXCLUSIVELY BY GOLDEN



NIRVANA™
SWEDISH MASSAGE





RELAXES | ELONGATES | SOOTHES



Represents
Nirvana™ areas.

Represents
Heat Therapy areas.



Nirvana™ inflating Swedish air massage
chambers - found **ONLY** at Golden!



Scan for video.



What is Nirvana™ Swedish Air Massage?

Nirvana delivers a gentle, full-body soft tissue Swedish massage with **ten air chambers that target over 500 square inches of your body**. It features separate massage and heat controls for your lumbar, glutes, and hamstrings plus two modes for soothing or stretching massage, allowing you to adjust and customize your comfort level for total mind and body wellness.

See It. Feel It. Believe It.

Visit your local authorized retailer for a live demo of Cloud+.
This patented technology is available **ONLY** on Golden Powered Lift Recliners.



What is HeatWave™ Technology?

This innovative technology uses invisible Far Infrared light waves to deliver therapeutic warmth from your shoulders to your feet, that penetrates up to three inches into body tissue. It can help reduce inflammation, relieve joint pain, alleviate muscle tension, improve circulation, and support injury recovery, all without harmful Ultraviolet light waves.



RELAXES | ELONGATES | SOOTHES

Healthy Benefits of Nirvana™ Swedish Air Massage with HeatWave™ Technology

The soothing Swedish massage and deep penetrating Far Infrared heat work together to **relax and elongate muscles, relieving stiffness that can result from prolonged sitting**. This combination of therapies will transport your mind and body into a state of bliss, restoring your body from the inside out. Using Nirvana and HeatWave Technologies together promotes deeper relaxation, a more restful sleep, and helps the body to have a calmer response to stress throughout your busy days.



Power
Headrest



Power
Lumbar



The Cloud™
PR515
Shown in Brisa® Bridle*

The Rejuvenate
position resulted in a
22% reduction
in pressure compared to
the seated position.



Sitting for long periods of time can often cause discomfort due to the constant pressure on your lower body. With the simple touch of a button, redistribute your weight and give your lower body a chance to rejuvenate.

Our Patented Rejuvenate Position:


- Shifts pressure from your seat to your back
- Relieves any pressure points from prolonged sitting
- Encourages circulation, allowing your lower body to rest and repair

Power Lift Recliners with Patented Twilight Technology in Rejuvenate Position

PRESSURE MAPPING

Seated Position

Rejuvenate Position



Only available on chairs with Twilight Technology.

The Cloud™

ONE CHAIR STYLE, THREE SIZES, UP TO FIVE ADJUSTABLE COMFORT ZONES

The Cloud™ offers unparalleled comfort with its gel-infused chaise pad and ergonomic seating system designed for long-term support and relaxation. Our custom bucket seat, plush backrest, and high-density arm pillows ensure the ultimate in relaxation. Positioning options are endless with our patented 5-Zone Twilight Tilt Technology and positioning, adjustable headrest, and lumbar support – all easily managed by our exclusive programmable AutoDrive™ hand control.



The PR515 & PR517 come with articulating headrest and lumbar.

The Cloud™
PR515
Medium/Large
Shown in Brisa®
Coffee Bean*



Straight Lift
Standard on
All Models



Small/Medium



Medium/Large



Medium Wide
(PR510 Only)



TWILIGHT

The Cloud™ PR515-SME & PR515-MLA

5-Zone with Twilight® Technology & MaxiComfort® Positioning



Upgrade with HeatWave™ Technology or
Deluxe Therapeutic Heat & Vibrating
Massage on the PR515.



The Cloud™ PR517-MLA

4-Zone with MaxiComfort® Positioning



Upgrade with HeatWave™ Technology or
Deluxe Therapeutic Heat & Vibrating
Massage on the PR517.



600 lb. weight capacity on the NEW PR510-MXW! The Cloud™ PR510-SME, PR510-MLA & PR510-MXW

2-Zone with MaxiComfort® Positioning



Upgrade with HeatWave™ Technology or
Deluxe Therapeutic Heat & Vibrating Massage
on the PR510. HeatWave excluded on the
PR510-MXW.



Scan for video.



Scan for video.

PR515, PR517
& PR510
Standard Fabrics:

Calypso (TCP)

Camel (TCM)

Hazelnut (THA)

Shiraz (TSZ)

Sterling (TST)

*Upcharge applies
on Brisa® fabric.

All Golden lift chairs are
Class II Medical Devices.

Power
Headrest



Power
Lumbar



The EZ Sleeper™
PR761
Shown in Brisa® Saddle

The Rejuvenate
position resulted in a
22% reduction
in pressure compared to
the seated position.



Sitting for long periods of time can often cause discomfort due to the constant pressure on your lower body. With the simple touch of a button, redistribute your weight and give your lower body a chance to rejuvenate.

Our Patented Rejuvenate Position:


- Shifts pressure from your seat to your back
- Relieves any pressure points from prolonged sitting
- Encourages circulation, allowing your lower body to rest and repair

Power Lift Recliners with Patented
Twilight Technology in Rejuvenate Position

PRESSURE MAPPING

Seated Position

Rejuvenate Position



Only available on chairs with Twilight Technology.

The EZ Sleeper™

TWO CHAIR STYLES, TWO SIZES, UP TO FIVE ADJUSTABLE COMFORT ZONES

The EZ Sleeper features a modern look with a tailored back and stylish track arm design, while the plush chaise pad and pocketed coil spring seat provide hours of unmatched comfort. Positioning options are endless with our patented 5-Zone Twilight Tilt Technology and positioning, adjustable headrest, and lumbar support – all easily managed by our exclusive programmable AutoDrive™ hand control.



The EZ Sleeper™ Slim
PR764
Shown in Sparrow



Medium/Large
PR761 EZ Sleeper with Twilight



Medium
PR764 EZ Sleeper Slim



TWILIGHT

The EZ Sleeper™ PR761-MLA
The EZ Sleeper Slim PR764-MED
5-Zone with Twilight Technology
& MaxiComfort® Positioning



*Upgrade with HeatWave™ Technology
or Deluxe Therapeutic Heat
& Vibrating Massage on PR761 & PR764.*



*Upgrade with NEW Nirvana™ Swedish Air
Massage with HeatWave™ Technology
on PR764 only.*

**PR761 & PR763
Standard Fabrics:**

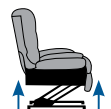
Calypso (TCP)

Camel (TCM)

Hazelnut (THA)

Shiraz (TSZ)

Sterling (TST)



**Straight Lift
Standard on
All Models**

AUTODRIVE



Scan for video.

TWILIGHT



Scan for video.

**Upcharge applies
on Brisa® fabric.*

*All Golden lift chairs are
Class II Medical Devices.*

Elevate Your Senses

INTRODUCING the NEW

GOLDEN
Cloud⁺™

Available with **NEW Nirvana™ Swedish**
Air Massage with HeatWave™ Technology!



*Nirvana™ inflating Swedish
air massage chambers.*



Represents
Nirvana™ areas.

Represents
Heat Therapy areas.



The Cloud⁺

PR511

Shown in Brisa® Coffee Bean*
in size Medium.

Model "Bette" is 5'6" tall.



The Cloud+

ONE CHAIR STYLE, FOUR SIZES, FOUR ADJUSTABLE COMFORT ZONES

The Cloud+ with NIRVANA™ Swedish Air Massage & HeatWave™ Technology offers the **MOST THERAPEUTIC COMFORT**, the **MOST FEATURES** and **CONVENIENT ACCESSORIES** (see *next page*) than any powered lift recliner on the market! You'll appreciate limitless adjustability options with our 4-Zone Comfort Zone positioning system, featuring our patented MaxiComfort® Positioning to provide customizable comfort with adjustable footrest, backrest, headrest, and lumbar support – all easily managed by our exclusive AutoDrive™ hand control.



The Cloud+ PR511-SMA, MED, MXW & LAR
4-Zone with MaxiComfort® Positioning
Gel-infused chaise pad!



Upgrade with Nirvana™
Swedish Air Massage with
HeatWave™ Technology



Extra
elbow
support
in a
reclined
position!

PR511
Standard Fabrics:

Calypso (TCP)

Camel (TCM)

Hazelnut (THA)

Shiraz (TSZ)

Sterling (TST)

See Next Page for Standard
& Optional Features & Accessories!

The Cloud+
PR511
Shown in Brisa®
Coffee Bean*



Straight Lift
Standard on
All Models



Small

Medium

Medium Wide

Large

NIRVANA



Scan for video.

ACCESSORIES



Scan for video.

CLOUD+



Scan for video.

*Upcharge applies
on Brisa® fabric.

All Golden
lift chairs are
Class II Medical
Devices.



Elevate Your Senses

STANDARD & OPTIONAL ACCESSORIES

Using these convenient accessories, you will **SEE** better, **HEAR** clearer, **TASTE** elegantly, **SMELL** refreshing scents – and at the **TOUCH** of a button – find restful and rejuvenating positions that deliver multi-sensory, stimulating experiences!

SEE
better



Enjoy easy reading with the **Adjustable Headrest, LED Reading Light, Flex Light** or video chat with the convenient, hands-free **Tablet Holder + Charger**

HEAR
clearer



Tune in and turn it up with the **Lighted Bluetooth Audio Speaker**

TASTE
elegantly



Flavor at your fingertips with the **Drink Holder & Butler Tray Table, Stem Glass Holder** and **Illuminated Multicolored Bowl**

SMELL
refreshing scents



Wind down and relax with aromatherapy using the **Essential Oil Diffuser**

Patented comfort at the **TOUCH** of a button



Feel our buttery soft fabrics while transporting your body into any rejuvenating position using our exclusive **AutoDrive™ Hand Control**

The Cloud+

THE CLOUD+ STANDARD & OPTIONAL ACCESSORIES

STANDARD FEATURES & ACCESSORIES INCLUDED

(See diagram & images below.)

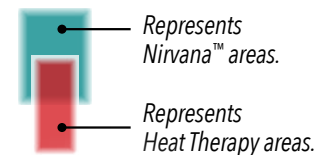
- Dual Under-Arm Storage Compartments
- USB Charging Port
- Power Port
- Wireless Phone Charger
- Drink Holder
- LED Reading Light
- Butler Tray Table
- Side Storage Port for Butler Table



OPTIONAL FEATURES & ACCESSORY UPGRADES

(See diagram & images below.)

- Nirvana™ Swedish Air Massage with HeatWave™ Technology
- Cooling Fan
- Flex Light
- Bluetooth Speaker
- Illuminated Multicolored Bowl
- Tablet Holder & Charger
- Essential Oil Diffuser
- Stem Glass Holder



Scan for video.

ACCESSORIES



Scan for video.

STANDARD OPTIONS



OPTIONAL UPGRADES





The Day Dreamer
PR632
*Shown in Shiitake**

PROUDLY MADE

BY AMERICANS
with Domestic & Imported Materials



Dachsie P. | Google Review

"I got a Day Dreamer lift chair. It is awesome. Lots of positions including Zero Gravity and Trendelenburg. Good looking chair. Love it."

The Day Dreamer

ONE CHAIR STYLE, ONE SIZE, FOUR ADJUSTABLE COMFORT ZONES

The Day Dreamer is a medium-sized power lift recliner offering our exclusive PowerPillow™ articulating headrest and power lumbar support that comes standard with The Cloud™ seating system and features our custom bucket seat design. Adjust your head and neck position at the touch of a button.



The Day Dreamer
PR632
Shown in Sterling



PR632-MED

4-Zone with MaxiComfort® Positioning
Gel-infused chaise pad!

The PR632 comes standard with powered articulating headrest and lumbar.



Upgrade with Deluxe Therapeutic Heat & Vibrating Massage.



Medium



Straight Lift
Standard on
All Models

PROUDLY MADE
BY AMERICANS
with Domestic & Imported Materials

PR632 Standard Fabrics:

Calypso (TCP)

Camel (TCM)

Hazelnut (THA)

Shiraz (TSZ)

Sterling (TST)

AUTODRIVE



Scan for video.

*Upcharge applies
on Brisa® fabric.

All Golden lift chairs are
Class II Medical Devices.

America's Favorite Lift Chair for Over 20 Years!



The Comforter
PR535
Shown in Anchor



 **GOLDEN**



Pat M. | Google Review

"The PR535 is an upgraded and better version of the 15-year-old chair we purchased for my mother. It is comfortable, quiet, and very well constructed. We love our new Golden chair."

PROUDLY MADE

BY AMERICANS
with Domestic & Imported Materials

The Comforter

ONE CHAIR STYLE, FOUR SIZES, UP TO THREE ADJUSTABLE COMFORT ZONES

SMALL TO TALL, WE BUILD THEM ALL! Our long-standing, small-to-tall sized collection of power lift recliners now features a contemporary design and plush fabric offerings! You'll notice our popular Comforter Series in a whole new light. The PR545 features our patented Twilight Tilt Technology and exclusive Zero Gravity Plus (ZG+) position.



Petite / Small



Medium



Large



Tall

The Comforter
PR535
Shown in Port

small & TALL
WE BUILD THEM ALL



TWILIGHT ZG+

PR545-MED, PR545-LAR & PR545-TAL
3-Zone with Twilight Technology
& MaxiComfort® Positioning



*Upgrade with Deluxe Therapeutic Heat
& Vibrating Massage.*



PR535-PSA, PR535-MED, PR535-LAR & PR535-TAL
2-Zone with MaxiComfort® Positioning



*Upgrade with Deluxe Therapeutic Heat
& Vibrating Massage.*




PR531-PSA, PR531-MED, PR531-LAR & PR531-TAL
1-Zone for Convenient Lift & Recline



*Upgrade with Deluxe Therapeutic Heat
& Vibrating Massage.*

PR545, PR535 & PR531
Standard Fabrics:

Anchor (EAC)



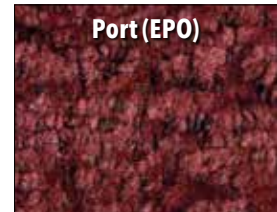
Bittersweet (EBS)



Oxford (EOX)



Port (EPO)



Sandstorm (ESS)



AUTODRIVE



Scan for video.
Excludes PR531

All Golden
lift chairs
are Class II
Medical
Devices.

The Comforter Wide

ONE CHAIR STYLE, FIVE SIZES, UP TO TWO ADJUSTABLE COMFORT ZONES

A **Comforter Wide** is perfect for those who need more space between the armrests. Constructed using the highest quality components for reliable, steady lifting and reclining, these chairs offer a weight capacity of up to 600 lbs.

All Golden lift chairs are Class II Medical Devices.

**PR535 & PR531
Standard Fabrics:**

Anchor (EAC)

Bittersweet (EBS)

Oxford EOX)

Port (EPO)

Sandstorm (ESS)



The Comforter Wide
PR535-MXW
Shown in Oxford



**600 lb. Weight Capacity on the NEW PR535-LXW!
PR535-MXW & -LXW**
2-Zone with MaxiComfort® Positioning



**Upgrade with Deluxe Therapeutic Heat
& Vibrating Massage.**



PR531-SXW, -MXW & -TALL WIDE TXW
1-Zone for Convenient Lift & Recline



**Upgrade with Deluxe Therapeutic Heat
& Vibrating Massage.**

small^{to}TALL
WE BUILD THEM ALL



**Straight Lift
Standard on
All Models**

**PROUDLY MADE
BY AMERICANS**
with Domestic & Imported Materials



Small Wide
PR531-SXW
375 lb. Capacity



Medium Wide
PR531-MXW
500 lb. Capacity



Tall Wide
PR531-TXW
500 lb. Capacity



Medium Wide
PR535-MXW
500 lb. Capacity



Medium Wide
PR535-LXW
600 lb. Capacity

AUTODRIVE



Scan for video.
Excludes PR531

The Relaxer

ONE CHAIR STYLE, THREE SIZES, TWO ADJUSTABLE COMFORT ZONES

The Relaxer is the original MaxiComfort® power lift recliner. This chair features a luxurious three-pillow waterfall back with individual zippers for customizable comfort to relieve pressure and improve circulation. A full chaise pad provides lower body and leg support, all controlled easily by the— all easily managed by our exclusive AutoDrive™ hand control.

Customize your comfort by adjusting the fill in the zippered waterfall back!

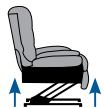


PR766 SMA, MED & LAR
2-Zone with MaxiComfort® Positioning



Upgrade with Deluxe Therapeutic Heat & Vibrating Massage.

The Relaxer
PR766
Shown in Brisa® Coffee Bean*



Straight Lift
Standard on
All Models

PROUDLY MADE
BY AMERICANS
with Domestic & Imported Materials




Small



Medium



Large



Scan for video.

PR766
Standard Fabrics:

Calypso (TCP)

Camel (TCM)

Hazelnut (THA)

Shiraz (TSZ)

Sterling (TST)

*Upcharge applies
on Brisa® fabric.

All Golden lift chairs are
Class II Medical Devices.


DeLuna
SERIES

The Titan
PR448
Shown in Maple



 **GOLDEN**



Keith F. | Google Review

"I received my chair as a gift and I have loved it ever since. So durable and very comfortable. I look forward each day to using it."

The Titan

All Golden lift chairs are
Class II Medical Devices.



ONE CHAIR STYLE, ONE SIZE, UP TO FIVE ADJUSTABLE COMFORT ZONES

The **Titan** is a stylish, modern design that provides exceptional comfort and convenient features. The streamlined arms are home to a built-in cup holder, wireless smartphone charger, and a removable table. Positioning options are endless with our patented 5-Zone Twilight Tilt Technology and positioning, adjustable headrest, and lumbar support – all easily managed by our exclusive programmable AutoDrive™ hand control.



The Titan
PR449
Shown in Acorn



Medium



PR449-MED*
5-Zone with Twilight Technology
& MaxiComfort® Positioning



PR448-MED*
4-Zone with MaxiComfort® Positioning

PR448 & PR449 Standard Fabrics:

No crossover
fabrics available.

Acorn (SAC)

Graphite (SGR)

Maple (SMA)



Straight Lift
Standard on
All Models

AUTODRIVE



Scan for video.



**Power Headrest
& Lumbar**



Cup Holder



**Wireless Smart
Phone Charger**



Removable Table

* These models were designed and engineered in Old Forge, PA,
and assembled in China using Golden components.


DeLuna
SERIES



The Rhea
PR442
Shown in Umber



The Rhea

All Golden lift chairs are Class II Medical Devices.

ONE CHAIR STYLE, TWO SIZES, UP TO FIVE ADJUSTABLE COMFORT ZONES

Escape the everyday with **The Rhea**. Featuring an overstuffed seam back, plush chaise pad, and open arm design, it includes two cup holders, two storage compartments, and a USB port for your convenience. Enjoy endless positioning options with our 4-Zone Comfort Zone positioning system, featuring our patented MaxiComfort® Positioning to provide customizable comfort with adjustable footrest, backrest, headrest, and lumbar support – all easily managed by our exclusive AutoDrive™ hand control. The Rhea comes standard with HeatWave™ Technology to deliver soothing Far-infrared therapeutic warmth from your shoulders down to your feet – ensuring ultimate relaxation.

DeLuna
SERIES

PR447 & PR442
Standard Fabrics:

No crossover fabrics available.



The Rhea
PR447
Shown in Lagoon



Lagoon (SLA)

Umber (SUM)

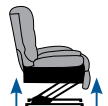
Sparrow (SSP)

Sparrow available on PR477 only.

See pages
12 & 13 for
More Optional
Accessories



Scan for video.



Straight Lift
Standard on
All Models



Medium

Large

Standard Accessories



LED Reading Light



Cup Holder & Storage Compartment



HeatWave™ Technology



Power Headrest & Lumbar



USB Charging Port, Cup Holder & Storage Compartment

* These models were designed and engineered in Old Forge, PA, and assembled in China using Golden components.

The Dione

ONE CHAIR STYLE, TWO SIZES, FOUR COMFORT ZONE OPTIONS

The Dione luxury power lift recliner offers a stylish, overstuffed seams back design, plush chaise pad, and numerous standard features to provide hours of unmatched comfort. Enjoy endless positioning options with our 4-Zone Comfort Zone positioning system, which includes our patented MaxiComfort® Positioning to provide customizable comfort with adjustable footrest, backrest, headrest, and lumbar support – all easily managed by our exclusive AutoDrive™ hand control.

All Golden lift chairs are Class II Medical Devices.



PR446 Standard Fabrics:

No crossover fabrics available.

Acorn (SAC)

Graphite (SGR)

Maple (SMA)



The Dione
PR446
Shown in Graphite



PR446-MED* & LAR*
4-Zone with MaxiComfort® Positioning

AUTODRIVE



Scan for video.



Medium



Large



Power Headrest



Power Lumbar



USB Charging Port

* These models were designed and engineered in Old Forge, PA, and assembled in China using Golden components.

The Cambridge

ONE CHAIR STYLE, THREE SIZES, ONE COMFORT ZONE OPTION

The popular **Cambridge** power lift recliner features our exclusive hybrid sizing for a better fit. The Cambridge features a supportive biscuit backrest design and a soft comfortable seat for hours of relaxation.

All Golden lift chairs are
Class II Medical Devices.



PR401 Standard Fabrics:

No crossover
fabrics available.

Calypso (TCP)

Hazelnut (THA)

Sterling (TST)

Umber (SUM)



The Cambridge
PR401
Shown in Calypso



Zone 1
LOWER BODY



Zone 2
UPPER BODY



Zone 3
HEADREST



Zone 4
LUMBAR



Zone 5
TWILIGHT TILT

PR401-SMA*, MED* & LAR*
1-Zone for Convenient Lift & Recline



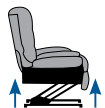
Small



Medium



Large



Straight Lift
Standard on
All Models

* These models were designed
and engineered in Old Forge,
PA, and assembled in China
using Golden components.

The Elara

ONE CHAIR STYLE, TWO SIZES, ONE COMFORT ZONE OPTION

The Elara has a back style that provides maximum comfort in a tasteful seam design. It features a supportive chaise pad and a USB port on the hand control. Available in luxurious new fabrics to match any décor.

All Golden lift chairs are Class II Medical Devices.



PR118
Standard Fabrics:
No crossover
fabrics available.



The Elara
PR118
Shown in Lakefront



PR118-MSM* & LAR*
1-Zone for Convenient Lift & Recline



Medium/Small



Large



Straight Lift
Standard on
All Models

* These models were designed and engineered in Old Forge, PA, and assembled in China using Golden components.

Golden Offers The Highest Quality Recliner Fabrics


Renowned as the world's leading breathable performance fabrics, Brisa® and Brisa® Distressed offer unparalleled comfort and durability. These fabrics feature a supple feel, a softly textured look, and an inherent ventilation system that promotes air circulation. Brisa and Brisa Distressed are meticulously designed to exceed expectations.

**LIFETIME
WARRANTY**

Elements of Brisa

A perfectly curated palette to bring the beauty of the outdoors in.

Earth – Rich, organic shades celebrate our love for natural materials and ground us.



Brisa Distressed

Buckskin (UBS)



Brisa Distressed

Bridle (UBR)



Brisa

Beet Root (UBE)



Brisa


Coffee Bean (UCB)



Brisa

Black Onyx (UBO)

Water – Timeless shades that represent the depths found in the open seas.



Brisa

Cream (UCR)



Brisa

Sterling Blue (USB)



Brisa

Arctic (UAR)



Brisa


Night Navy (UNN)



Brisa Distressed

Iron (UIR)

Wind – From a warm, calming breeze, to a crisp gentle air, wind symbolizes renewal and healing.



Brisa Distressed

Ranchwood (URW)



Brisa Distressed

Saddle (USA)



Brisa

Shiitake (USH)



Brisa

Dill (UDI)




Brisa

Celery (UCE)

NOTE: Please view all Golden Fabrics in person for accuracy.

*Upcharge applies on Brisa® fabric.



Our Luxurious Brisa® Fabric is Crafted with Takumi™ Technology

Taking its meaning from the Japanese word 'artisan', this innovative process engineers mastered performance directly into each layer - combining them into one unified system that assures enduring bond strength and longevity.

Surface Layer

Adds extreme durability with ease of care and low maintenance. Protects from stains. Liquid and moisture repellent.

Topskin Layer


Unique polycarbonate resins, engineered for maximum hydrolysis resistance. Quality pigments for lasting color vibrancy.

Microfoam Layer

Polycarbonate foam structure for added comfort. High moisture transfer provides ultimate thermal comfort for body climate regulation.

Substrate

Reinforced rayon fibers, or blends, provide dimensional stability. Superior foundation delivers high performance and upholstery ease.



Scan for video.



Scan for video.



Power Lift Recliner Specifications

Comfort Zones	Name	Model	Weight Capacity	Overall Width	Overall Height	Seat to Top of Back	Seat Width	Seat Depth	Floor to Top of Seat	Extension Reclined from Back of Seat to End of Footrest	Heat & Vibrating Massage Option	HeatWave Option	Nirvana Massage w/ HeatWave Option	Footrest Extension Option*	Straight Lift Option
5	Cloud w/ Twilight	PR515-SME	400 lbs.	35.5"	44"	28"	23.5"	18.5"	20"	43"	Yes	Yes	No	Yes	Yes
5	Cloud w/ Twilight	PR515-MLA	400 lbs.	39.5"	46.5"	31"	23.5"	20"	21.5"	43"	Yes	Yes	No	Yes	Yes
5	EZ Sleeper w/ Twilight	PR761-MLA	400 lbs.	34"	46"	30"	22"	21"	21"	43"	Yes	Yes	No	Yes	Yes
5	EZ Sleeper Slim w/ Twilight	PR764-MED	400 lbs.	33.5"	45.5"	30"	22.5"	22"	20"	42"	Yes	Yes	Yes	No	Yes
5	Titan w/ Twilight	PR449-MED	400 lbs.	38.5"	46"	31"	20.5"	21"	20.5"	43"	No	No	No	No	Yes
5	Rhea w/ Twilight	PR447-MED	400 lbs.	37"	45"	29"	22"	21"	20"	43"	No	No	Standard	No	Yes
5	Rhea w/ Twilight	PR447-LAR	400 lbs.	39"	50"	33"	24"	22"	21"	44"	No	No	Standard	No	Yes
4	Titan	PR448-MED	400 lbs.	38.5"	46"	31"	20.5"	21"	20.5"	43"	No	No	No	No	Yes
4	Cloud	PR517-MLA	400 lbs.	38"	48"	32"	20"	21.5"	20"	46"	Yes	Yes	No	Yes	Yes
4	Cloud+ Small	PR511-SMA	400 lbs.	37.5"	43"	28"	23"	19"	20"	43"	No	No	Yes	Yes	Yes
4	Cloud+ Medium	PR511-MED	400 lbs.	37.5"	46"	30"	23"	21"	21"	43"	No	No	Yes	Yes	Yes
4	Cloud+ Medium Wide	PR511-MXW	600 lbs	43.5"	45.5"	30"	29"	22"	21"	42.5"	No	No	Yes	Yes	Yes
4	Cloud+ Large	PR511-LAR	400 lbs.	39"	48"	32"	25"	22"	22"	44"	No	No	Yes	Yes	Yes
4	Rhea	PR442-MED	400 lbs.	37"	45"	29"	22"	21"	20"	43"	No	Standard	No	No	Yes
4	Rhea	PR442-LAR	400 lbs.	39"	50"	33"	24"	22"	21"	44"	No	Standard	No	No	Yes
4	Day Dreamer	PR632-MED	400 lbs.	38"	45"	31"	22.5"	20.5"	20"	44"	Yes	No	No	Yes	Yes
4	Dione	PR446-MED	400 lbs.	34"	43.5"	28"	22"	21"	20.5"	42.5"	No	No	No	No	Yes
4	Dione	PR446-LAR	400 lbs.	35"	46"	30"	22.5"	21.5"	22"	44"	No	No	No	No	Yes
3	Comforter w/ Twilight	PR545-MED	400 lbs.	32"	42"	28"	21"	20"	20"	41"	Yes	No	No	No	Yes
3	Comforter w/ Twilight	PR545-LAR	400 lbs.	35"	43"	30"	23"	21"	21"	41"	Yes	No	No	No	Yes
3	Comforter w/ Twilight	PR545-TAL	400 lbs.	34"	48"	32"	23"	22"	23"	44"	Yes	No	No	No	Yes
2	Cloud	PR510-SME	400 lbs.	33.5"	41"	27"	18"	19.5"	19"	43"	Yes	Yes	No	No	Yes
2	Cloud	PR510-MLA	400 lbs.	38"	48"	32"	20"	21.5"	20"	46"	Yes	Yes	No	Yes	Yes
2	Cloud Wide Medium	PR510-MXW	600 lbs.	45"	48"	32"	29"	22"	21"	44"	Yes	No	No	Yes	Yes
2	Relaxer	PR766-SMA	400 lbs.	34"	41.5"	26"	18.5"	19.5	19.5	43"	Yes	No	No	No	Yes
2	Relaxer	PR766-MED	400 lbs.	36"	44.5"	28.5"	20.5"	20.5"	20"	44"	Yes	No	No	Yes	Yes
2	Relaxer	PR766-LAR	400 lbs.	38.5"	48"	29.5"	22.5"	22.5"	22"	47"	Yes	No	No	Yes	Yes
2	Comforter Petite Small	PR535-PSA	400 lbs.	32"	40"	26"	21"	19"	20'	40"	Yes	No	No	Yes	Yes
2	Comforter Medium	PR535-MED	400 lbs.	32"	42"	27"	21"	19"	20"	41"	Yes	No	No	Yes	Yes
2	Comforter Large	PR535-LAR	400 lbs.	34"	43"	29"	23"	21"	21"	42"	Yes	No	No	Yes	Yes
2	Comforter Tall	PR535-TAL	400 lbs.	34"	48"	31"	23"	21"	23'	45"	Yes	No	No	Yes	Yes
2	Comforter Wide Medium	PR535-MXW	500 lbs.	38"	45"	30"	27"	20"	20"	43"	Yes	No	No	Yes	Yes
2	Comforter Wide Medium	PR535-LXW	600 lbs.	40"	44.5"	30"	29"	21.5"	20"	43"	Yes	No	No	Yes	Yes
1	Comforter Petite Small	PR531-PSA	400 lbs.	31.5"	40"	27"	21"	19"	19"	41"	Yes	No	No	Yes	Yes
1	Comforter Medium	PR531-MED	400 lbs.	32"	41"	27"	21"	19"	20"	41"	Yes	No	No	Yes	Yes
1	Comforter Large	PR531-LAR	400 lbs.	34.5"	44"	28.5"	23"	20.5"	21"	42"	Yes	No	No	Yes	Yes
1	Comforter Tall	PR531-TAL	400 lbs.	34"	47"	30.5"	23"	22"	22.5"	47"	Yes	No	No	Yes	Yes
1	Comforter Wide Small	PR531-SXW	400 lbs.	34"	40.5"	27"	23"	20"	19.5"	40"	Yes	No	No	Yes	Yes
1	Comforter Wide Medium	PR531-MXW	500 lbs.	38"	43.5"	29"	27"	20.5"	20.5"	42"	Yes	No	No	Yes	Yes
1	Comforter Wide Tall	PR531-TXW	500 lbs.	40"	47.5"	32"	29"	22"	22"	46"	Yes	No	No	Yes	Yes
1	Cambridge Small	PR401-SMA	400 lbs.	31"	40.5"	27"	20"	18.5"	18"	41"	No	No	No	No	Yes
1	Cambridge Medium	PR401-MED	400 lbs.	33"	42.5"	29"	21.5"	20.5"	19"	41"	No	No	No	No	Yes
1	Cambridge Large	PR401-LAR	400 lbs.	35"	45.5"	31"	23.5"	22"	20.5"	42"	No	No	No	No	Yes
1	Elara	PR118-MSM	400 lbs.	32"	43"	29"	21"	21"	18.5"	42"	No	No	No	No	Yes
1	Elara	PR118-LAR	400 lbs.	34"	46"	31"	23"	21"	19.5"	42"	No	No	No	No	Yes

Note: Literature is current at time of printing. Golden Technologies reserves the right to make changes to the product or literature at any time.

*May operate differently depending on model.

FDA Class II Medical Devices designed by Golden Technologies are intended to assist persons with physical disabilities.

www.goldentech.com

LIT-BR-LC, Rev. C 0425